

CAUSTIC KIT

DROP COUNT, 1 DROP = 0.01 or 0.25% ALKALINITY

CODE 8225-01

QUANTITY	CONTENTS	CODE
2 x 60 mL	*TK-10 Reagent	*8228-H
1 set	Pipets	8227
1	Test Tube, 5-10-15 mL, plastic, w/cap	0701


*WARNING: Reagents marked with an * are considered to be potential health hazards. To view or print a Safety Data Sheet (SDS) for these reagents go to www.lamotte.com. Search for the four digit reagent code number listed on the reagent label, in the contents list or in the test procedures. Omit any letter that follows or precedes the four digit code number. For example, if the code is 4450WT-H, search 4450. To obtain a printed copy, contact LaMotte by email, phone or fax.

Emergency information for all LaMotte reagents is available from Chem-Tel: (US, 1-800-255-3924) (International, call collect, 813-248-0585).


To order individual reagents or test kit components, use the specified code number.

BOTTLE WASHING SOLUTIONS


- 1




Fill the glass pipet to the line with sample solution.
 - 2



Transfer to test tube (0701).
 - 3



Fill the glass pipet with the black cap with *TK-10 Reagent (8228).
-
- 4



While gently swirling the tube, add *TK-10 Reagent, one drop at a time, until color changes from blue to green, yellow, or red, whichever occurs first (see NOTE). Hold pipet vertically. Count the number of drops added. Multiply the number of drops used by 0.25. Record as percent by weight Alkalinity as Caustic Soda.

NOTE: Bottle washing solutions which have been in use for some time have absorbed large quantities of carbon dioxide from the air. This can cause an error in the caustic soda determination if the test procedure is not followed. If the color of the solution changes from blue to green and remains green for one or more additional drops of *TK-10 Reagent before finally turning red, subtract the number of drops used to go from green to red from the drops needed to go from blue to green. Multiply the remainder by 0.25. Record as percent by weight Caustic Soda.

DAIRY CAN WASHING & GENERAL CLEANING SOLUTIONS

1



Fill the plastic test tube (0701) to the 10 mL line with sample solution.

2



Fill the glass pipet with the black cap with *TK-10 Reagent (8228).

3



While gently swirling the tube, add *TK-10 Reagent, one drop at a time, until color changes from blue to green. Hold pipet vertically. Count the number of drops added. Multiply the number of drops used by 0.01. Record as percent Alkalinity as Sodium Oxide.



Yalitech Instruments

Santiago de Chile, Río Refugio 9648, Parque de Negocios ENEA, Pudahuel.

www.yalitech.cl · ventas@yalitech.cl · (+56 2) 28988221