



Yalitech Instruments

Santiago de Chile, Río Refugio 9648, Parque de Negocios ENEA, Pudahuel.
www.yalitech.cl · ventas@yalitech.cl · (+56 2) 28988221

QUANTITY	CONTENTS	CODE
30 mL	*Iron Reagent #1	*4450-G
4.5g	*Iron Reagent #2 Powder	*4451-S
4.5g	*Ferrous Iron Reagent	*4453-S
2	Spoons, 0.05 g, plastic	0696
2	Test Tubes, 2.5-5-10 mL, plastic, w/caps	0106
1	Octa-Slide 2 Viewer	1101
1	Iron Octa-Slide 2 Bar, 0.5 - 10 ppm	4448-01

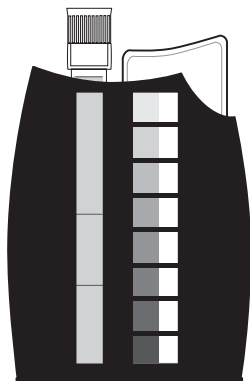
*WARNING: Reagents marked with an * are considered to be potential health hazards. To view or print a Safety Data Sheet (SDS) for these reagents go to www.lamotte.com. Search the four digit reagent code number listed on the reagent label, in the contents list or in the test procedures. Omit any letter that follows or precedes the four digit code number. For example if code is 4450WT-H, search 4450. To obtain a printed copy, contact LaMotte by e-mail, phone or fax.

Emergency information for all LaMotte reagents is available from Chem-Tel:
(US, 1-800-255-3924)
(International, call collect, 813-248-0585)

Warning! This set contains chemicals that may be harmful if misused. Read cautions on individual containers carefully. Not to be used by children except under adult supervision.

To order individual reagents or test kit components, use the specified code number.


USE OF THE OCTA-SLIDE 2 VIEWER




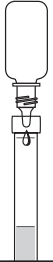
The Octa-Slide 2 Viewer should be held so non-direct light enters through the back of the Viewer. Insert the Octa-Slide 2 Bar into the Viewer. Insert the reacted sample into the top of the Viewer. Match the color of the reaction to the color standards.

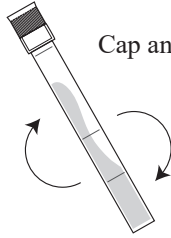
PROCEDURES


TOTAL IRON

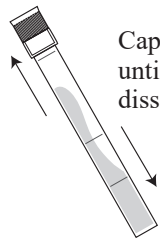
- 

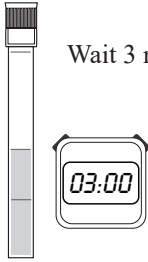
1 Insert Iron Octa-Slide 2 Bar (4448-01) into the Octa-Slide 2 Viewer (1101).
- 


2 Rinse test tube (0106) with sample water. Fill to 5 mL line.
- 

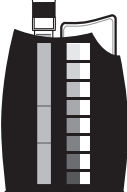
3 Add 5 drops of *Iron Reagent #1 (4450).
- 

4 Cap and mix.
- 

5 Use the 0.05g spoon (0696) to add one level measure of *Iron Reagent #2 Powder (4451).
- 

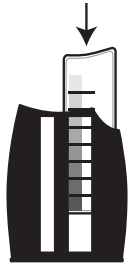


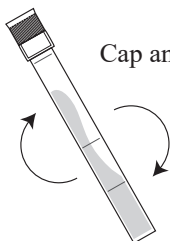
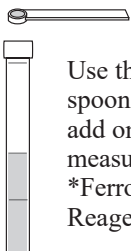
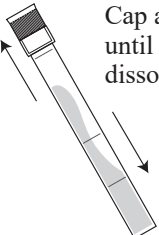


6 Cap and shake until powder dissolves.
- 

7 Wait 3 minutes.
- 

8 Insert test tube into Octa-Slide 2 Viewer.
- 

9 Match sample color to a color standard. Record as ppm Total Iron.

FERROUS IRON

<p>1</p>  <p>Insert Iron Octa-Slide 2 Bar (4448-01) into the Octa-Slide 2 Viewer (1101).</p>	<p>2</p>  <p>Rinse test tube (0106) with sample water. Fill to 5 mL line.</p>
<p>3</p>  <p>Add 5 drops of *Iron Reagent #1 (4450).</p>	<p>4</p>  <p>Cap and mix.</p>
<p>5</p>  <p>Use the 0.05g spoon (0696) to add one level measure of *Ferrous Iron Reagent (4453).</p>	<p>6</p>  <p>Cap and shake until powder dissolves.</p>
<p>7</p>  <p>Insert test tube into Octa-Slide 2 Viewer.</p>	<p>8</p>  <p>Match sample color to a color standard. Record as ppm Ferrous Iron.</p>

9 To calculate ppm Ferric Iron:
Ferric Iron = Total Iron - Ferrous Iron

LaMOTTE COMPANY

Helping People Solve Analytical Challenges

PO Box 329 · Chestertown · Maryland · 21620 · USA
800-344-3100 · 410-778-3100 [Outside U.S.A.] · Fax 410-778-6394
Visit us on the web at www.lamotte.com