



Yalitech Instruments

Santiago de Chile, Río Refugio 9648, Parque de Negocios ENEA, Pudahuel.

www.yalitech.cl · ventas@yalitech.cl · (+56 2) 28988221

QUANTITY	CONTENTS	CODE
50	Chlorine DPD #1R Tablets (6999A)	6905A-
50	Chlorine DPD #3R Tablets (6905A)	6999ABOX
2	Test Tubes, 2.5-5-10 mL, plastic, w/caps	0106
1	Octa-Slide 2 Viewer	1101
1	DPD Chlorine Octa-Slide 2 Bar 1.0-10.0 ppm	3416-01

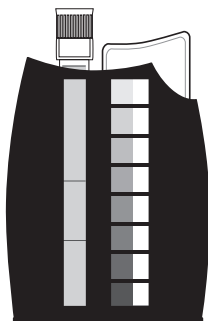
*WARNING: Reagents marked with an * are considered to be potential health hazards. To view or print a Safety Data Sheet (SDS) for these reagents go to www.lamotte.com. Search for the four digit reagent code number listed on the reagent label, in the contents list or in the test procedures. Omit any letter that follows or precedes the four digit code number. For example, if the code is 4450WT-H, search 4450. To obtain a printed copy, contact LaMotte by email, phone or fax.

Emergency information for all LaMotte reagents is available from Chem-Tel:
(US, 1-800-255-3924)
(International, call collect, 813-248-0585).

WARNING! This set contains chemicals that may be harmful if misused. Read cautions on individual containers carefully. Not to be used by children except under adult supervision.

To order individual reagents or test kit components, use the specified code number.

USE OF THE OCTA-SLIDE 2 VIEWER



The Octa-Slide 2 Viewer should be held so non-direct light enters through the back of the Viewer. Insert the Octa-Slide 2 Bar into the Viewer. Insert the reacted sample into the top of the Viewer. Match the color of the reaction to the color standards.

LaMOTTE COMPANY

Helping People Solve Analytical Challenges


802 Washington Ave · Chestertown · Maryland · 21620 · USA
800-344-3100 · 410-778-3100 [Outside U.S.A.] · Fax 410-778-6394


Visit us on the web at www.lamotte.com


©2020 LaMotte Company | 63328-01 | 12.20

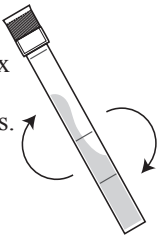
PROCEDURE


FREE AVAILABLE CHLORINE (FAC)


1  Insert Chlorine Octa-Slide 2 Bar (3416-01) into the Octa-Slide 2 Viewer (1101).

2  Fill a test tube (0106) to the 5 mL line with the water sample.

3  Add one Chlorine DPD #1R Tablet (6999A).


4  Cap and mix until tablet disintegrates.


5  Immediately insert test tube into Octa-Slide 2 Viewer.

6  Match sample color to a color standard. Record as ppm Free Available Chlorine.


NOTE: Recommended Minimum Free Available Chlorine level in spa water and hot tubs is 3.0 - 5.0 ppm, and in pools 1.0 - 3.0 ppm.


TOTAL RESIDUAL CHLORINE (TRC)

7  Insert Chlorine Octa-Slide 2 Bar (3416-01) into the Octa-Slide 2 Viewer (1101).

8  Add one Chlorine DPD #3R Tablet (6905A) to sample from Step 4.

9  Cap and mix until tablet disintegrates.

10  Insert test tube into Octa-Slide 2 Viewer.

11  Match sample color to a color standard. Record as ppm Total Residual Chlorine.

NOTE: Thoroughly clean and rinse test tubes after each use.

COMBINED CHLORINE

Recommended Maximum Combined Chlorine level in spa water and hot tubs is 0.2 ppm.

$$\text{Combined Chlorine, ppm} = \text{Total Residual Chlorine, ppm} - \text{Free Available Chlorine, ppm}$$